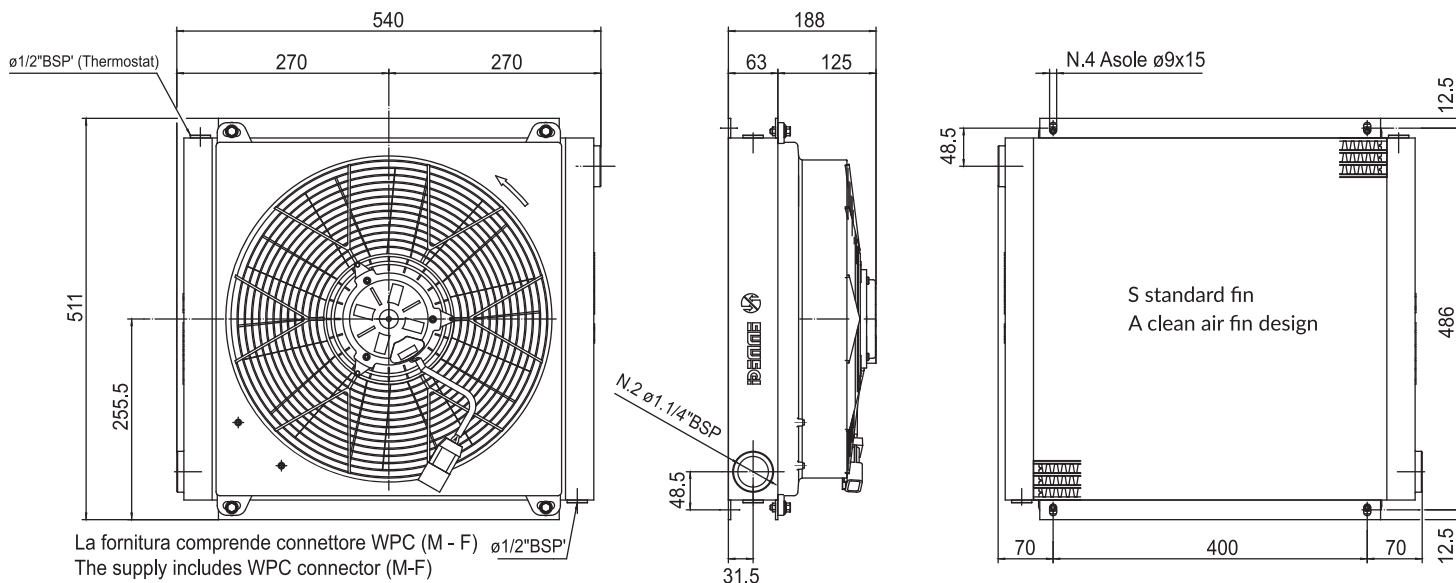




MOBILE Series

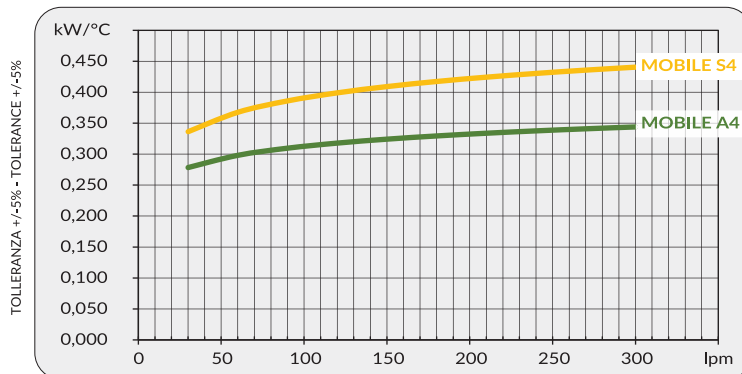
MOBILE S4-A4

Dimensioni *Dimensions*

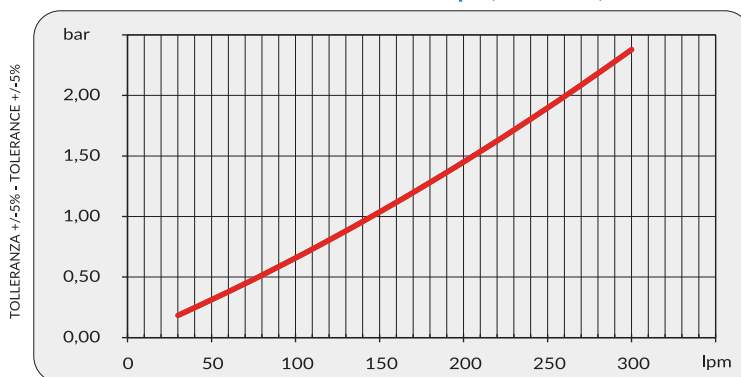


CODICE CODE	Dati tecnici / Technical Data									
	V	kW	A	rpm	Ø Fan	dB (A)	IP	It	kg	
2MS412###	12V DC	0,18	15,2	2210	385	76	68	2,7	16,5	
2MS424###	24V DC	0,19	8,1	2390	385	79	68	2,7	16,5	
2MA412###	12V DC	0,15	15,5	2280	385	76	68	2,7	16,5	
2MA424###	24V DC	0,17	7,3	2460	385	79	68	2,7	16,5	

Diagramma rendimento *Performance diagram*



Perdite di carico *Pressure drop (@30cSt)*



Fattore di correzione-F-(perdite di carico) *Correction factor-F-(pressure drop)*

cSt	10	15	20	30	40	50	60	80	100	200	300
F	0,5	0,65	0,77	1	1,2	1,4	1,6	1,9	2,1	3,3	4,3