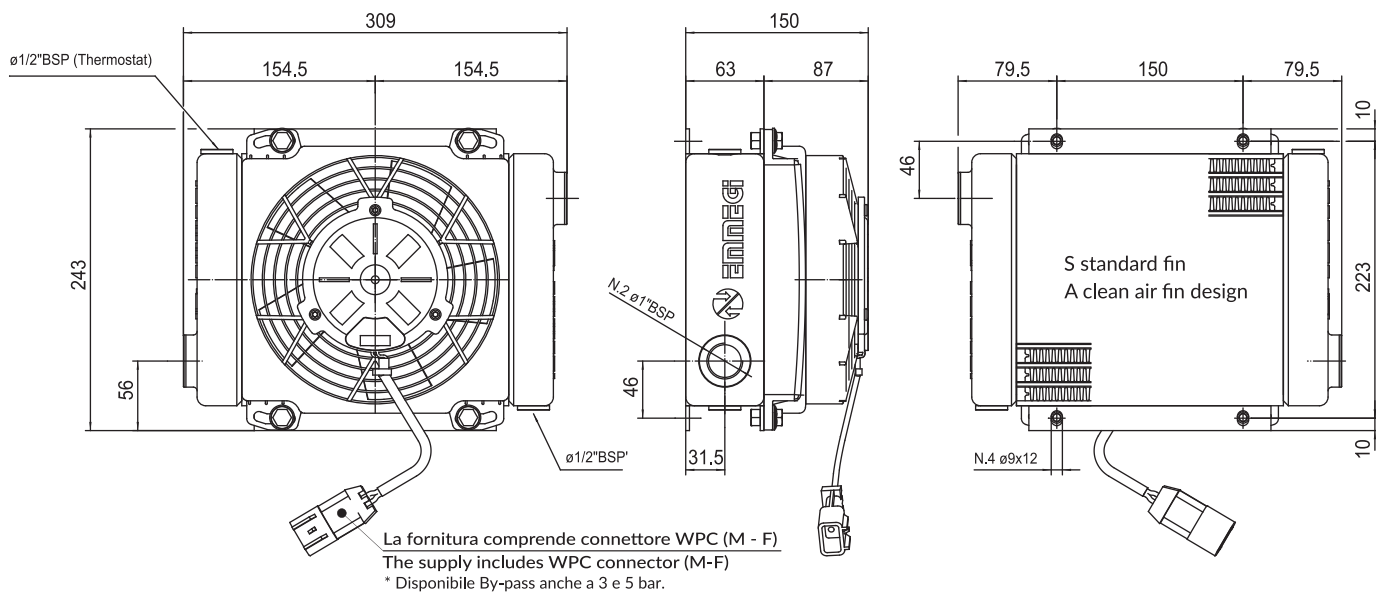




MOBILE Series

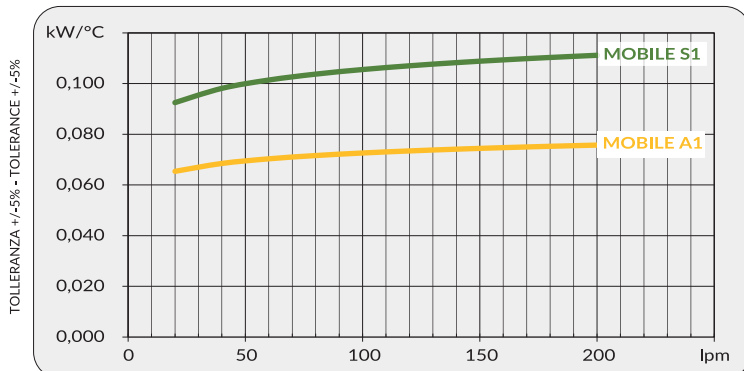
MOBILE S1-A1

Dimensioni Dimensions

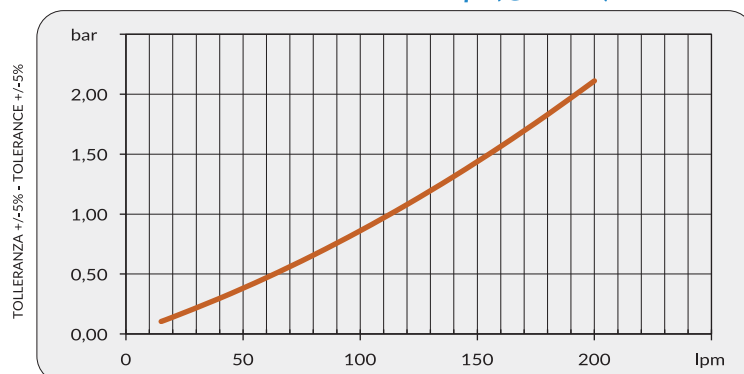


CODICE CODE	Dati tecnici / Technical Data								
	V	kw	A	rpm	Ø Fan	dB (A)	IP	lt	kg
2MS112###	12V DC	0,10	8,4	4160	190	73	68	0,6	5
2MS124###	24V DC	0,10	4,2	4240	190	76	68	0,6	5
2MA112###	12V DC	0,11	8,3	4190	190	73	68	0,6	5
2MA124###	24V DC	0,11	4,1	4270	190	76	68	0,6	5

Diagramma rendimento Performance diagram



Perdite di carico Pressure drop (@30cSt)



Fattore di correzione-F-(perdite di carico) Correction factor-F-(pressure drop)

cSt	10	15	20	30	40	50	60	80	100	200	300
F	0,5	0,65	0,77	1	1,2	1,4	1,6	1,9	2,1	3,3	4,3